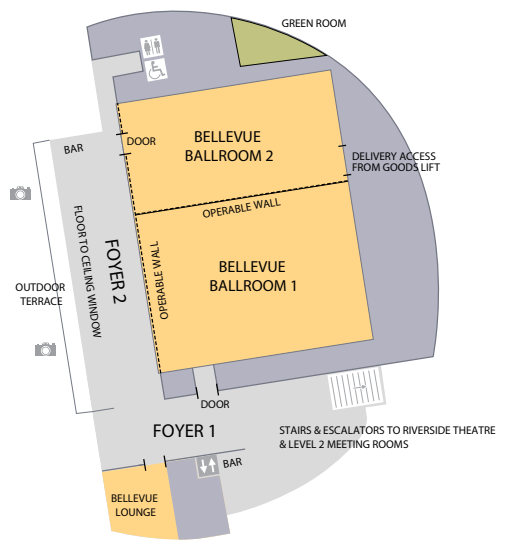


# FLOOR PLANS & CAPACITIES

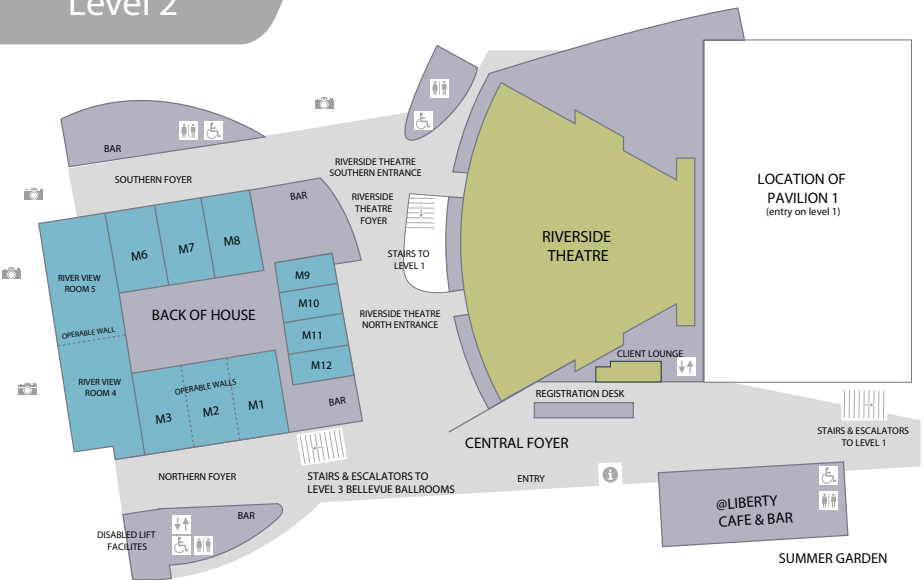
meet... exhibit... celebrate... entertain...

## Level 3



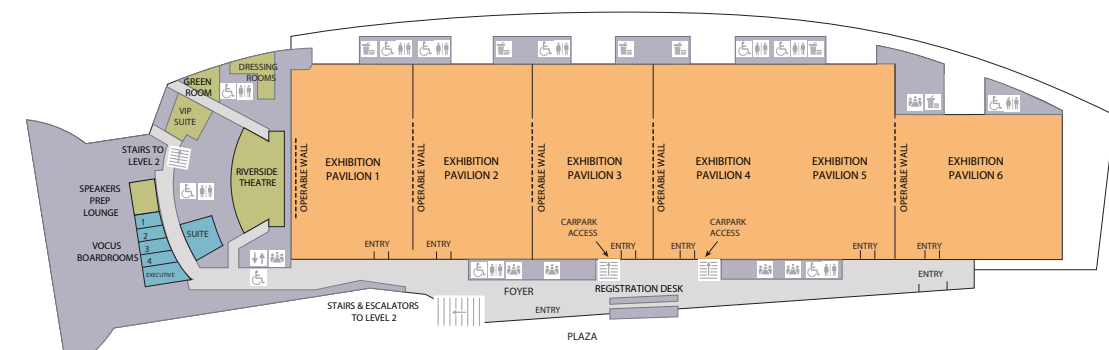
Level 3	length x width (m)	total area (m <sup>2</sup> )	height (m)	theatre	classroom	cocktail	banquet	dinner dance
BelleVue Ballroom 1	37.3 x 27.8	1037	7	1000	680	690	750	670
BelleVue Ballroom 2	37.3 x 20.2	753	7	700	480	500	500	440
BelleVue Ballroom 1 & 2 Combined	48 x 37.3	1790	7	1700	1150	1195	1390	1220
BelleVue Ballroom 1 & 2 Extended	48 x 48	2270	7 - 10	2200	1530	1515	1760	1560
BelleVue Lounge	12.8 x 6.7	86	2.7 - 7	75	33	80	60	-
BelleVue Foyer 1	12 x 45	540	6	-	-	-	-	-
BelleVue Foyer 2	10 x 48	480	7	-	-	-	-	-

## Level 2



Level 2	length x width (m)	total area (m <sup>2</sup> )	height (m)	theatre	class room	hollow sq	u-shape	cocktail	banquet	dinner dance
Riverside Theatre	-	-	2.7 - 9.5	2500	-	-	-	-	-	-
Riverside Theatre (ext. stage)	-	-	2.7 - 9.5	2319	-	-	-	-	-	-
Riverside Theatre (half)	-	-	2.7 - 9.5	1030	-	-	-	-	-	-
Riverside Theatre (half & ext. stage)	-	-	2.7 - 9.5	849	-	-	-	-	-	-
Summer Garden	-	2000	-	-	-	-	-	1250	-	-
Meeting Room 1 - 3	15.4 x 9.1	140	3.6	130	96	54	45	90	100	70
Meeting Room 1 & 2 Comb.	18 x 15.4	277	3.6	270	200	80	60	185	200	170
Meeting Room 2 & 3 Comb.	18 x 15.4	277	3.6	270	200	80	60	185	200	170
Meeting Room 1,2 & 3 Comb.	27.8 x 15.4	428	3.6	405	320	102	81	285	320	240
River View Room 4	20.9 x 13.2	276	3.6	270	165	70	50	185	150	130
River View Room 5	23.3 x 13.2	308	3.6	290	180	70	50	205	180	150
River View Room 4 & 5 Comb.	44.2 x 13.2	583	3.6	540	330	-	-	390	350	300
Meeting Room 6 - 8	15.4 x 9	139	3.6	130	96	54	45	90	100	70
Meeting Room 9 - 12	9.7 x 5.9	57	3.6	50	30	30	24	40	30	-
Northern Foyer	12 x 35	420	3.6	-	-	-	-	-	-	-
Southern Foyer	9 x 44	396	3.6	-	-	-	-	-	-	-
Theatre Foyer	22 x 23	506	3.6 - 8	-	-	-	-	-	-	-

## Level 1



Level 1	length x width (m)	total area (m <sup>2</sup> )	height (m)	theatre	class room	board room	cocktail	banquet	dinner dance	booth 3x3
Pavilion 1	66 x 42	2772	11 - 15	2600	1900	-	1850	1710	1610	130
Pavilion 1 (half)	42 x 33	1386	11 - 15	1300	930	-	925	810	690	65
Pavilion 2	66 x 42	2772	9.5 - 13.5	2600	1900	-	1850	1710	1610	130
Pavilion 3	66 x 42	2772	9 - 12.5	2600	1900	-	1850	1710	1610	130
Pavilion 4 & 5 Comb.	84 x 66	5544	8.5 - 12	5200	3545	-	3700	3630	3300	295
Pavilion 6	58 x 48	2784	9.5 - 14.5	2600	1510	-	1850	1690	1560	140
Pavilions 1 - 6 Comb.	268 x 66	16,644	8.5 - 15	-	-	-	-	-	-	800
Pavilion 1 Meeting Room	5.1 x 8.7	44	2.7	40	25	22	30	20	-	-
Pavilions 2 - 5 Meeting Room	4.9 x 12.1	59	2.7	50	35	28	40	30	-	-
Pavilion 6 Meeting Room	7.5 x 8	60	2.7	50	35	22	40	40	-	-
VIP Suite	5.5 x 4.1	23	2.7	-	-	-	15	-	-	-
Green Room	8 x 5.2	42	2.7	-	-	-	25	-	-	-
Vocus Boardroom 1	8 x 4.1	33	2.7	16	-	12	-	-	-	-
Vocus Boardroom 2	8.3 x 4.4	36	2.7	10	-	8	-	-	-	-
Vocus Boardroom 3	9 x 4.4	40	2.7	25	-	12	-	-	-	-
Vocus Boardroom 4	10 x 4.3	43	2.7	30	-	16	-	-	-	-
Vocus Executive Boardroom	10 x 6.5	65	2.7	40	27	16	-	-	-	-
Vocus Suite	8.9 x 8.4	75	2.7	70	45	28	50	50	-	-

**MAP LEGEND:**

- Toilets
- Information
- Lift
- Disabled Access
- Stairs
- Café
- Views
- Pavillion Meeting Room
- Office
- Operable Wall

Capacities are a guide only and are subject to change depending on room-setup, audio visual and catering requirements.